

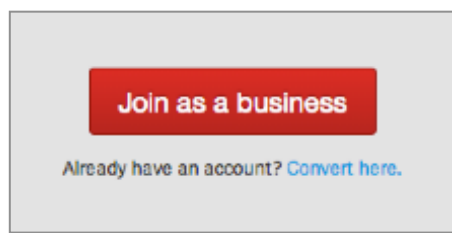


# Pinterest: 5 Minute Daily Marketing Plan

## >> BEGINNER

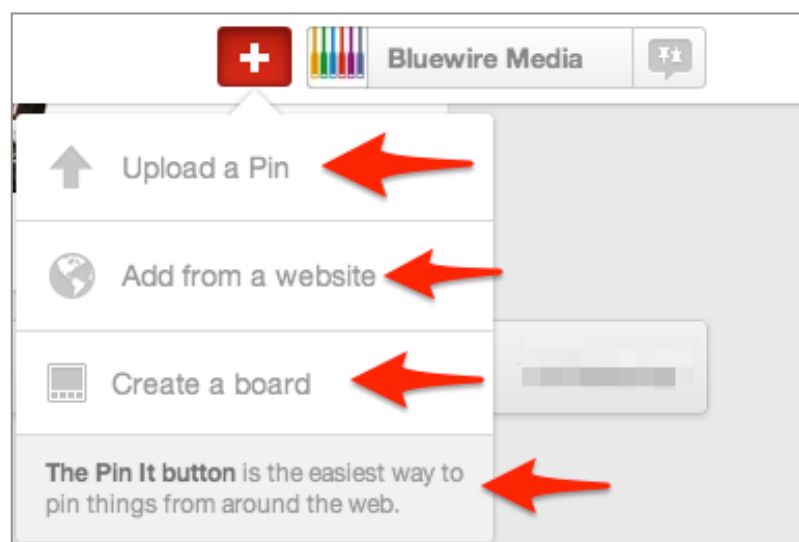
### > 1 minute: Set up your page

If you're a business, head over to <http://business.pinterest.com> and set up, or convert your existing profile to, a business Pinterest page. As an individual just use the standard Pinterest profile.



### > 4 minutes: Start pinning

Create a new board (if you haven't already), and start pinning. Pin a few images to your board each day. Upload a pin, add from a website or if you're like most users simply click the "pin it" button whenever you see a cool pin-worthy image on the web.



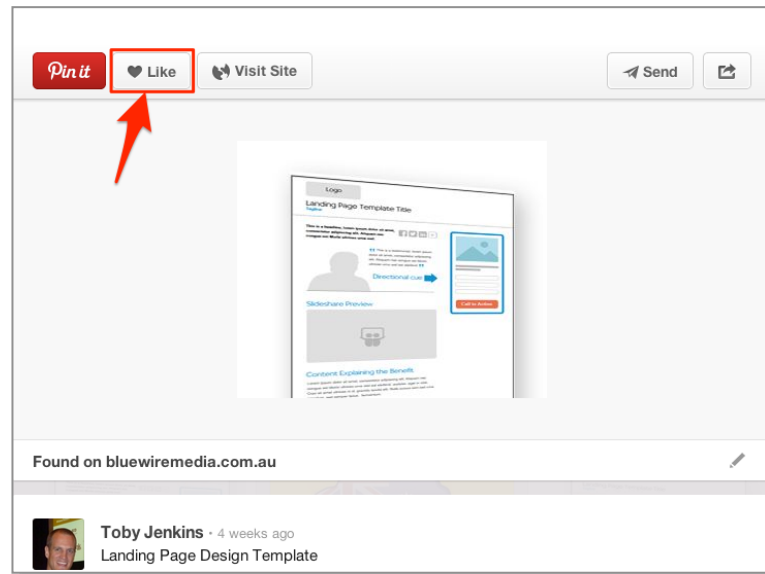
Pinning images or infographics from your blog is great place to start.

# Pinterest: 5 Minute Daily Marketing Plan

## >> INTERMEDIATE


### > 2 minutes: Like pins

Like other people's pins and review notifications to see who has pinned your content.



### > 3 minutes: Search for interesting pins and pinners

Search for interesting pins, boards and pinners to follow to be inspired and to become more active in the Pinterest community (3 min)



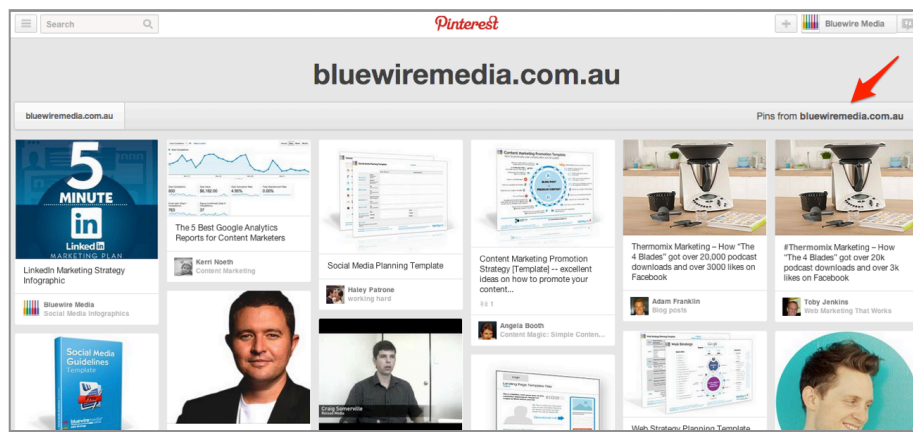
# Pinterest: 5 Minute Daily Marketing Plan

## >> ADVANCED

### > 2 minutes: Monitor

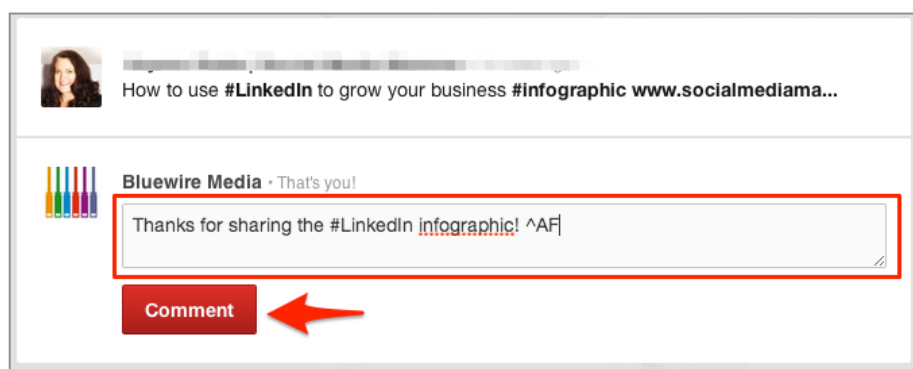
Monitor what has been pinned from your website to see what the most popular images are. Head to:

<http://www.pinterest.com/source/yourwebsite.com>



### > 3 minutes: Interact with people

Interact with people by commenting on pins and start initiating conversations with people who have pinned content from your website.



Connect with us on Pinterest: <http://www.pinterest.com/bluewiremedia>